

Traceability and Linking in IATI Data

Big and Open Data for International Development Workshop



Rolf Kleef

drostan.org

Internet trailblazer. Weaving the web to help humanity. Implementing IATI, open data and online collaboration in civil society.

In partnership with





INTERNATIONAL
AID
TRANSPARENCY
INITIATIVE



INTERNATIONAL
AID
TRANSPARENCY
INITIATIVE

What

Who

When

Where

Why?

How much?



INTERNATIONAL
AID
TRANSPARENCY
INITIATIVE

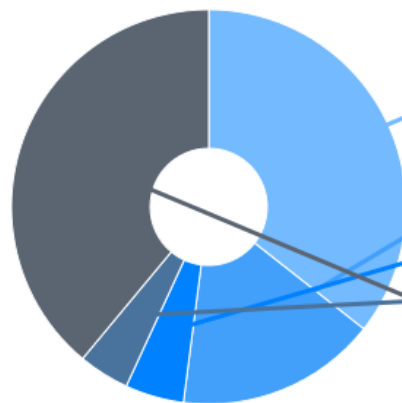
- Version 1.01: February 2011
Version 2.02: December 2015
- 472 publishers
- All data:
 - >600,000 activities
 - >440,000 locations
 - >220,000 linked documents and webpages
 - ~15,000-50,000 actors

Afghanistan



[About this data](#) | [About data quality](#)

Where does the money come from? (IATI 2015)



1,240,829,700 USD (35%)

United States

572,296,138 USD (16%)

UNDP

167,781,289 USD (4%)

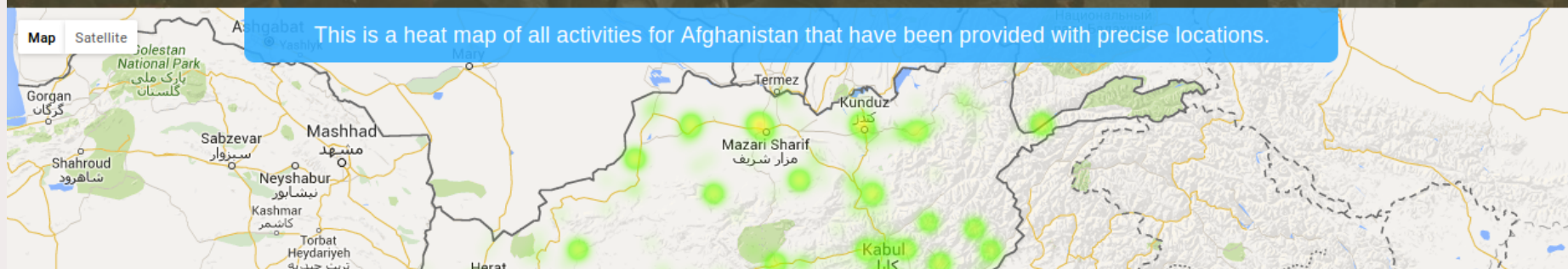
United Kingdom

145,343,913 USD (4%)

UN-Habitat

1,357,396,205 USD (38%)

42 More



[← Back to the community feed](#)[Duplicate](#)[Embed](#)[Download](#)[Share](#)

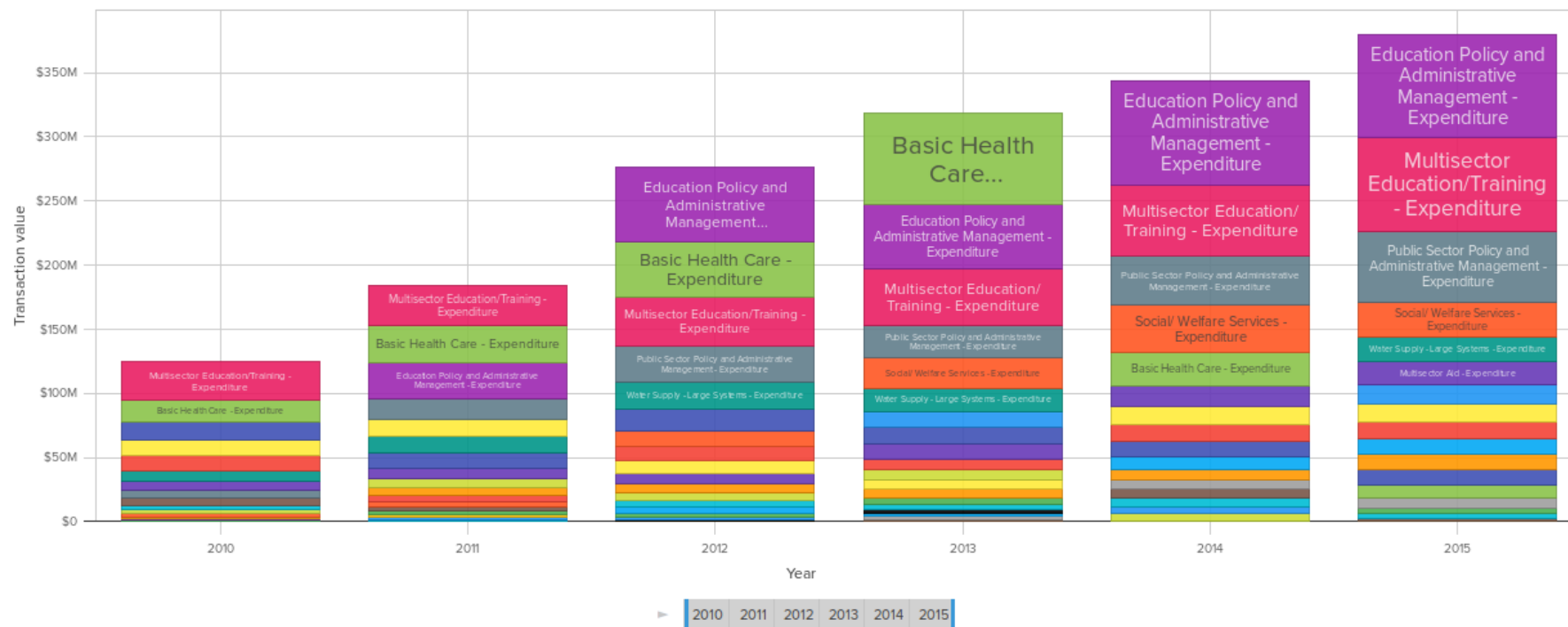
Robin Davies

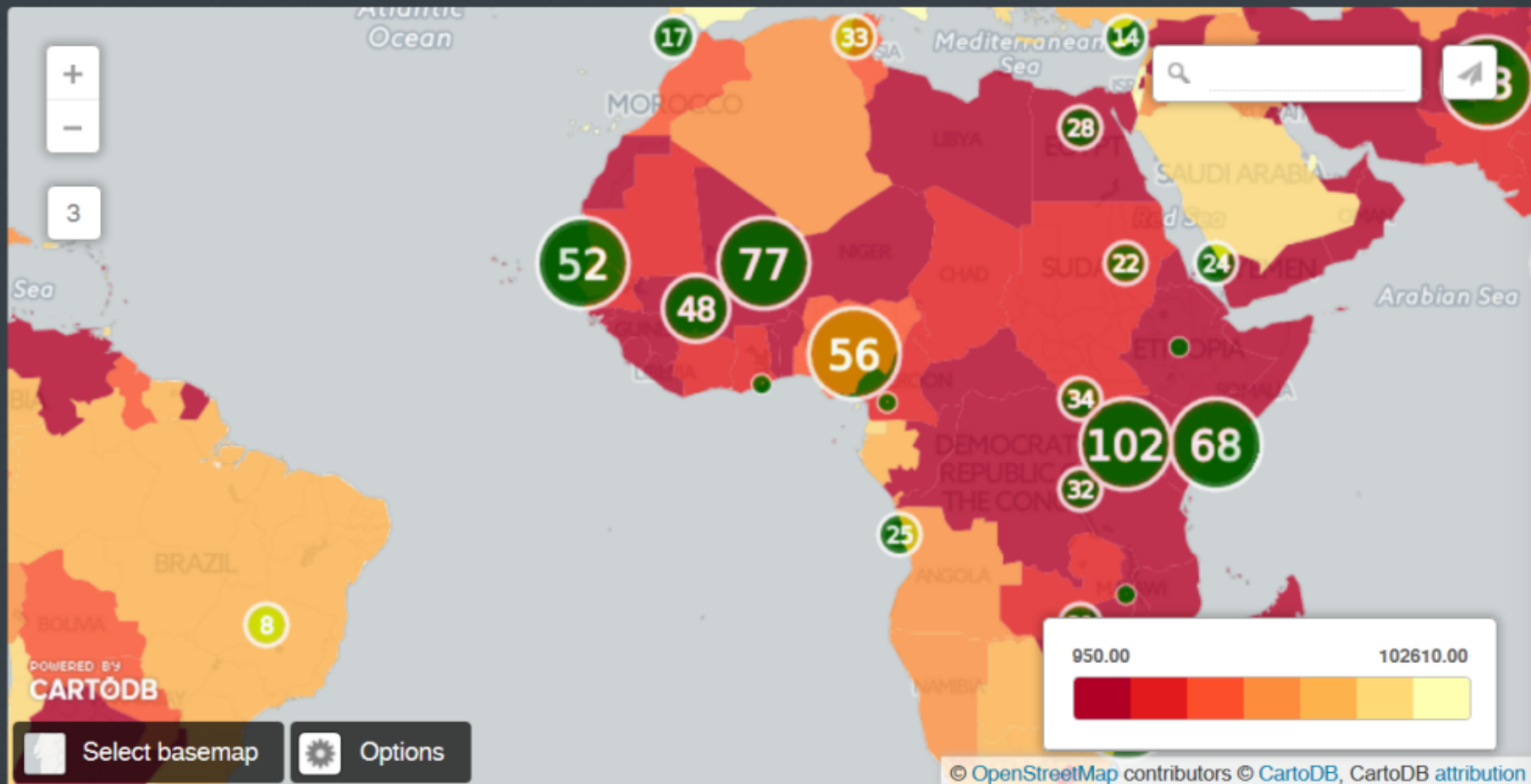
18 Jun 2016

Data from: [IATI Registry \(International Aid Transparency Initiative\)](#)

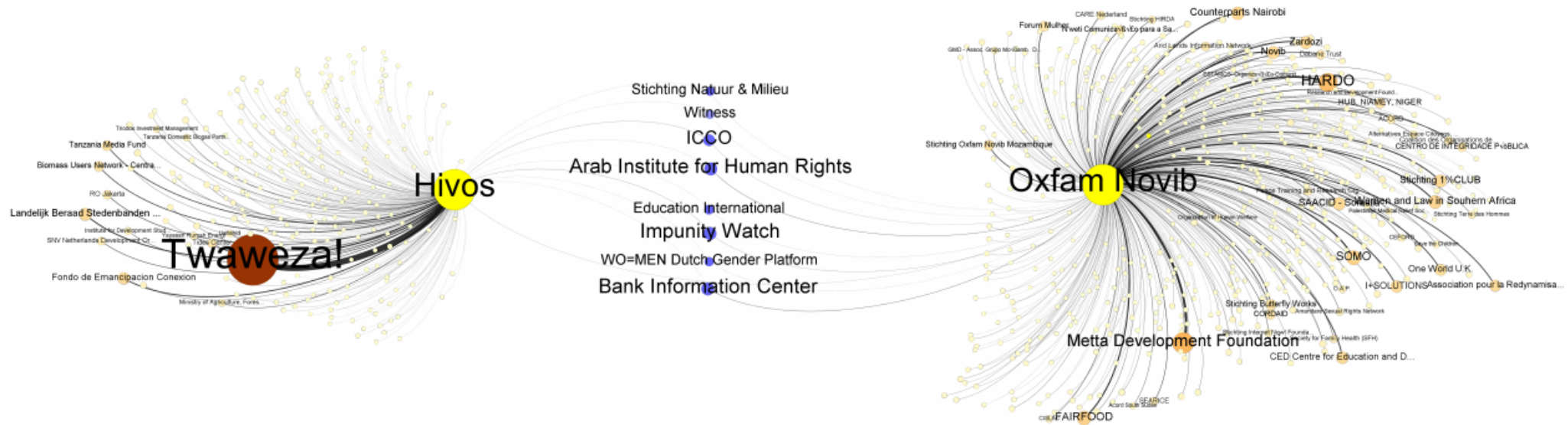
Australian ODA expenditure in Indonesia, 2010-2015

In reporting organisation **Australian Government - Department of Foreign Affairs and Trade...** In recipient country **Indonesia...** With default flow type **ODA...** Maximum transaction date **2015-12-31...** Minimum transaction date **2010-01-01...**

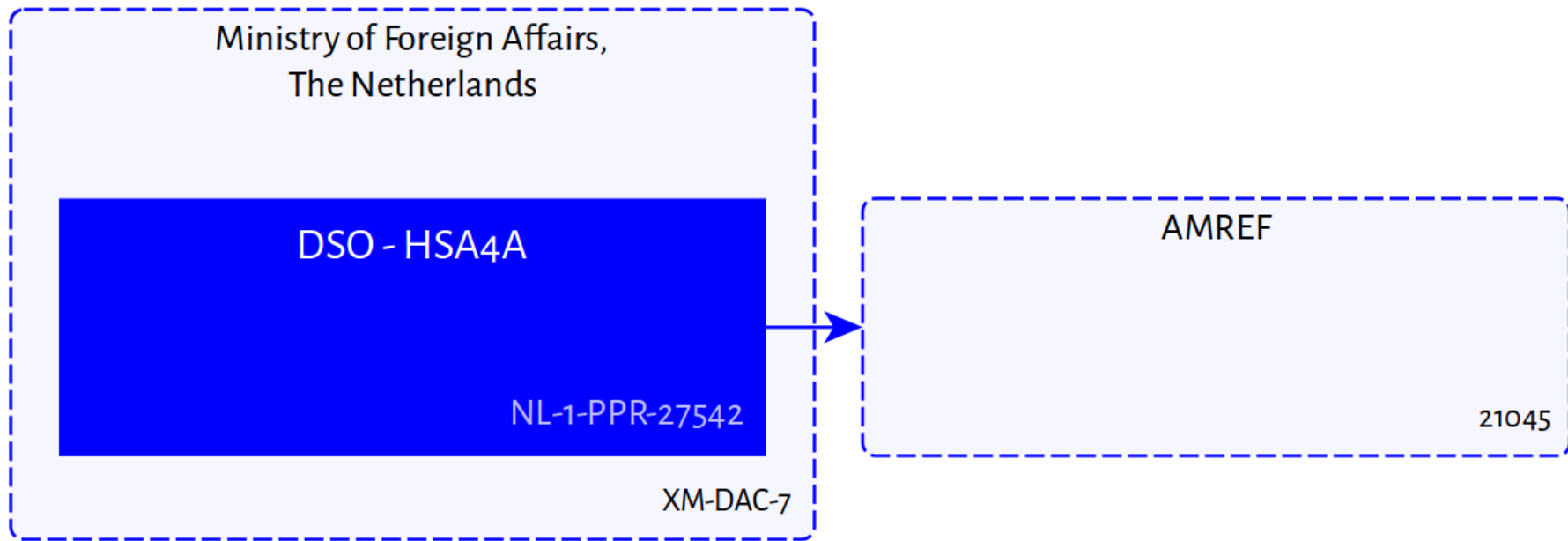




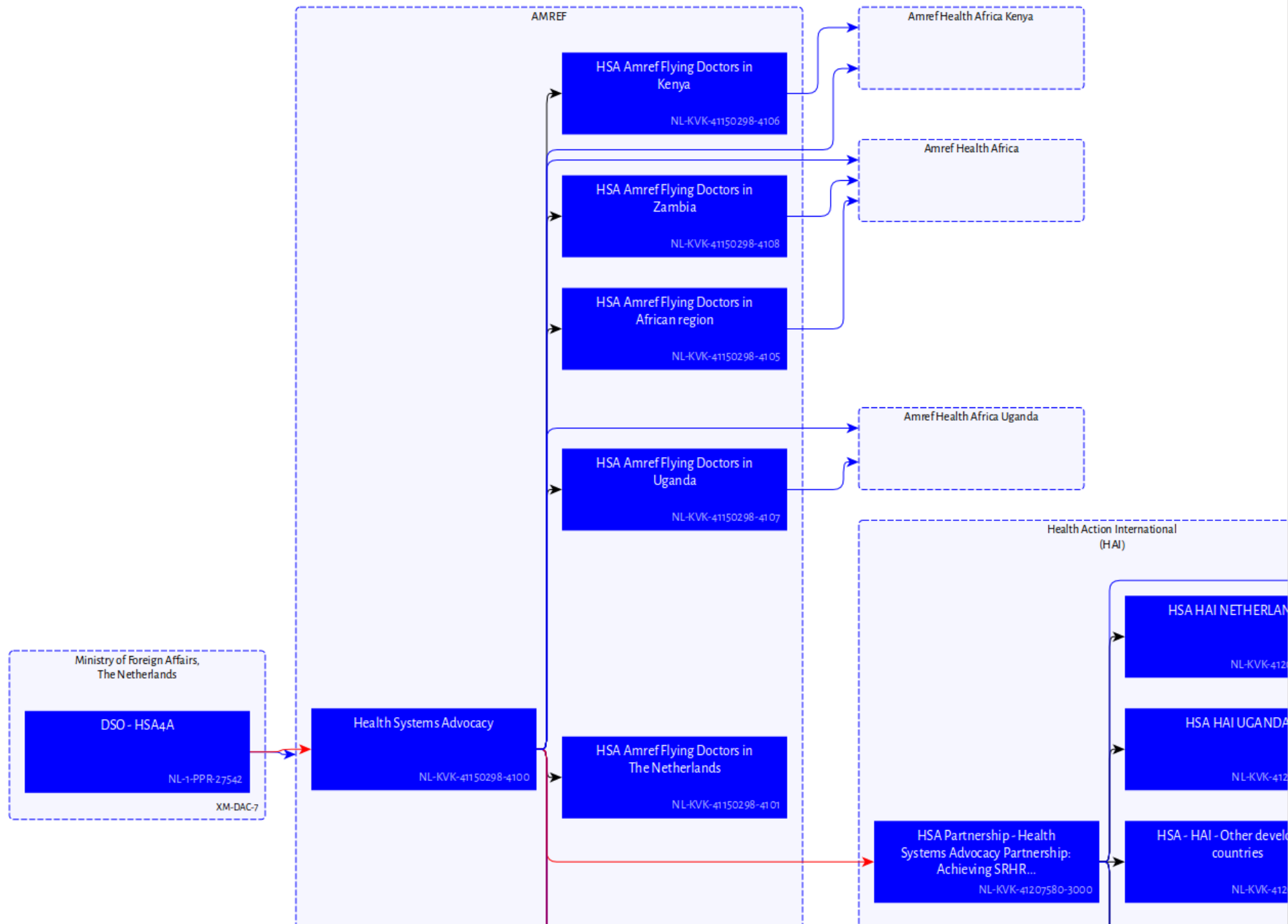
Oxfam Novib + Global Development Indicators



Oxfam Novib – Hivos network intersection




Data view without traceability



Data view with traceability

Health Systems Advocacy partnership

Commitments and disbursements: left to right, from activity to activity or organisation.



Financial traceability



Results overview

All results from 1997 to 2018 related to XM-DAC-7-PPR-27534

Reporting orga..	Activity identifier	Activity title	Result title	Indicator title	Result ty..	Start	End	Baseline	Actual	Target	Progress
Both ENDS	NL-KVK-41210098-FGG-ToC1	FGG ToC1 Improved Corporate Conduct	Outcome A: Enabling Environ..	1.A	Outcome	2015	2016	0		to be decided	
			Outcome B: Capacities Strengt..	1.B	Outcome	2016	2016	0		to be decided	
			Outcome C: Alternatives Devel..	1.C	Outcome	2016	2016	0		to be decided	
			Outcome D: Agendas set	1.D	Outcome	2016	2016	0		to be decided	
			Outcome E: Policies changed	1.E	Outcome	2016	2016	0		to be decided	
			Outcome F: Practice changed	1.F	Outcome	2016	2016	0		to be decided	
	NL-KVK-41210098-FGG-ToC2	FGG ToC2 Improved trade and investment	Outcome A: Enabling Environ..	2.A	Outcome	2016	2016	0		to be decided	
			Outcome B: Capacities Strengt..	2.B	Outcome	2016	2016	0		to be decided	
			Outcome C: Alternatives Devel..	2.C	Outcome	2016	2016	0		to be decided	
			Outcome D: Agendas set	2.D	Outcome	2016	2016	0		to be decided	
			Outcome E: Policies Changed	2.E	Outcome	2016	2016	0		to be decided	
			Outcome F: Practice Changed	2.F	Outcome	2016	2016	0		to be decided	
	NL-KVK-41210098-FGG-ToC3	FGG ToC3 Improved financial and tax systems	Outcome A: Enabling Environ..	3.A	Outcome	2016	2016	0		to be decided	
			Outcome B: Capacities Strengt..	3.B	Outcome	2016	2016	0		to be decided	
			Outcome C: Alternatives Devel..	3.C	Outcome	2016	2016	0		to be decided	
			Outcome D: Agendas set	3.D	Outcome	2016	2016	0		to be decided	
			Outcome E: Policies Channeld	3.E	Outcome	2016	2016	0		to be decided	
			Outcome F: Pract								
Transnational Institute	NL-KVK-41201806-FGGTOC1	TNI-TOC1	Outcome A: Enab								
			Outcome B: Capa								
			Outcome C: Alterr								
			Outcome D: Agen								
			Outcome E: Polic								
			Outcome F: Pract								
	NL-KVK-41201806-FGGTOC2	TNI-TOC2	Outcome A: Enab								
			Outcome B: Capa								
			Outcome C: Alterr								
			Outcome D: Agen								
			Outcome E: Polic								
			Outcome F: Pract								
	NL-KVK-41201806-FGGTOC3	TNI-TOC3	Outcome A: Enab								
			Outcome B: Capa								
			Outcome C: Alterr								
			Outcome D: Agen								
			Outcome E: Polic								
			Outcome F: Pract								

NL-KVK-41210098-FGG-ToC3

FGG ToC3 Improved financial and tax systems

Outcome result: Outcome D: Agendas set

Indicator title: 3.D

Indicator description: # proposals for improvement of financial, tax and spending policies discussed by policy makers.

Result period from 2016 to 2016

Baseline: 0

Baseline comment: all baselines are set at 0

Actual:

Actual comment:

Target: to be decided

Target comment: Through activity(ies) X together with local partners, # proposals for improvement of financial, tax and spending policies have been discussed by private and public sector decision makers [names].

Relative progress %

Questions

- Does it help?
- Data quality, use?
- Patterns of collaboration?
- Results, impacts?

I'm open for research and collaboration :-)



Rolf Kleef

drostan.org

Internet trailblazer. Weaving the web to help humanity. Implementing IATI, open data and online collaboration in civil society.